



Conference Proceedings

This is the title

1 **Firstname Middlename Surname^{1*}, Firstname Middlename Familyname^{1,2†},**
 2 **Firstname Initials Surname^{2‡}, Firstname Surname^{2*}**

3
 4 ¹Institution 1; ²Institution 2

***For correspondence:**

email1@example.com (FMS);

email2@example.com (FS)

Present address: [†]Department, Institute, Country; [‡]Department, Institute, Country

5

 6 **Abstract** Please provide an abstract of no more than 1500 characters. Your abstract should
 7 explain the main contributions of your article, and should not contain any material that is not
 8 included in the main text.

9

 10 **Introduction (Level 1 heading)**

11 This is a detailed template for paper submissions to the 4th Congress on Robotics and Neuro-
 12 science. This files are based on the *eLife* template for journal submissions authored by [Overleaf](#) and
 13 [eLife](#), accessed and downloaded at June 9, 2018, from [https://www.overleaf.com/latex/templates/
 14 elife-latex-template/csxykvsnyxm#.WxxlboxzathF](https://www.overleaf.com/latex/templates/elife-latex-template/csxykvsnyxm#.WxxlboxzathF).

15 Some examples of commonly used commands and features are listed below, to help you get
 16 started.

17 Here's a second paragraph to test paragraph indents. Lorem ipsum dolor sit amet, consectetur
 18 adipiscing elit. Ut purus elit, vestibulum ut, placerat ac, adipiscing vitae, felis. Curabitur dictum
 19 gravida mauris. Nam arcu libero, nonummy eget, consectetur id, vulputate a, magna. Donec
 20 vehicula augue eu neque. Pellentesque habitant morbi tristique senectus et netus et malesuada
 21 fames ac turpis egestas. Mauris ut leo. Cras viverra metus rhoncus sem. Nulla et lectus vestibulum
 22 urna fringilla ultrices. Phasellus eu tellus sit amet tortor gravida placerat. Integer sapien est, iaculis
 23 in, pretium quis, viverra ac, nunc. Praesent eget sem vel leo ultrices bibendum. Aenean faucibus.
 24 Morbi dolor nulla, malesuada eu, pulvinar at, mollis ac, nulla. Curabitur auctor semper nulla. Donec
 25 varius orci eget risus. Duis nibh mi, congue eu, accumsan eleifend, sagittis quis, diam. Duis eget
 26 orci sit amet orci dignissim rutrum.

27 **Results (Level 1 heading)**

28 Nam dui ligula, fringilla a, euismod sodales, sollicitudin vel, wisi. Morbi auctor lorem non justo.
 29 Nam lacus libero, pretium at, lobortis vitae, ultricies et, tellus. Donec aliquet, tortor sed accumsan
 30 bibendum, erat ligula aliquet magna, vitae ornare odio metus a mi. Morbi ac orci et nisl hendrerit
 31 mollis. Suspendisse ut massa. Cras nec ante. Pellentesque a nulla. Cum sociis natoque penatibus
 32 et magnis dis parturient montes, nascetur ridiculus mus. Aliquam tincidunt urna. Nulla ullamcorper
 33 vestibulum turpis. Pellentesque cursus luctus mauris.

34 Nulla malesuada porttitor diam. Donec felis erat, congue non, volutpat at, tincidunt tristique,
 35 libero. Vivamus viverra fermentum felis. Donec nonummy pellentesque ante. Phasellus adipiscing
 36 semper elit. Proin fermentum massa ac quam. Sed diam turpis, molestie vitae, placerat a, molestie
 37 nec, leo. Maecenas lacinia. Nam ipsum ligula, eleifend at, accumsan nec, suscipit a, ipsum.
 38 Morbi blandit ligula feugiat magna. Nunc eleifend consequat lorem. Sed lacinia nulla vitae enim.
 39 Pellentesque tincidunt purus vel magna. Integer non enim. Praesent euismod nunc eu purus.
 40 Donec bibendum quam in tellus. Nullam cursus pulvinar lectus. Donec et mi. Nam vulputate metus
 41 eu enim. Vestibulum pellentesque felis eu massa.

Table 1. Automobile Land Speed Records (GR 5-10).

Speed (mph)	Driver	Car	Engine	Date
407.447	Craig Breedlove	Spirit of America	GE J47	8/5/63
413.199	Tom Green	Wingfoot Express	WE J46	10/2/64
434.22	Art Arfons	Green Monster	GE J79	10/5/64
468.719	Craig Breedlove	Spirit of America	GE J79	10/13/64
526.277	Craig Breedlove	Spirit of America	GE J79	10/15/65
536.712	Art Arfons	Green Monster	GE J79	10/27/65
555.127	Craig Breedlove	Spirit of America, Sonic 1	GE J79	11/2/65
576.553	Art Arfons	Green Monster	GE J79	11/7/65
600.601	Craig Breedlove	Spirit of America, Sonic 1	GE J79	11/15/65
622.407	Gary Gabelich	Blue Flame	Rocket	10/23/70
633.468	Richard Noble	Thrust 2	RR RG 146	10/4/83
763.035	Andy Green	Thrust SSC	RR Spey	10/15/97

Source: https://www.sedl.org/afterschool/toolkits/science/pdf/ast_sci_data_tables_sample.pdf

Table 1–source data 1. This is a description of a data source.

42 **Level 2 Heading**

43 Nulla malesuada porttitor diam. Donec felis erat, congue non, volutpat at, tincidunt tristique, libero.
 44 Vivamus viverra fermentum felis. Donec nonummy pellentesque ante. Phasellus adipiscing semper
 45 elit. Proin fermentum massa ac quam. Sed diam turpis, molestie vitae, placerat a, molestie nec, leo.
 46 Maecenas lacinia. Nam ipsum ligula, eleifend at, accumsan nec, suscipit a, ipsum. Morbi blandit
 47 ligula feugiat magna. Nunc eleifend consequat lorem. Sed lacinia nulla vitae enim. Pellentesque
 48 tincidunt purus vel magna. Integer non enim. Praesent euismod nunc eu purus. Donec bibendum
 49 quam in tellus. Nullam cursus pulvinar lectus. Donec et mi. Nam vulputate metus eu enim.
 50 Vestibulum pellentesque felis eu massa.

51 **Level 3 Heading**

52 Fusce mauris. Vestibulum luctus nibh at lectus. Sed bibendum, nulla a faucibus semper, leo velit
 53 ultricies tellus, ac venenatis arcu wisi vel nisl. Vestibulum diam. Aliquam pellentesque, augue quis
 54 sagittis posuere, turpis lacus congue quam, in hendrerit risus eros eget felis. Maecenas eget erat in
 55 sapien mattis porttitor. Vestibulum porttitor. Nulla facilisi. Sed a turpis eu lacus commodo facilisis.
 56 Morbi fringilla, wisi in dignissim interdum, justo lectus sagittis dui, et vehicula libero dui cursus
 57 dui. Mauris tempor ligula sed lacus. Duis cursus enim ut augue. Cras ac magna. Cras nulla. Nulla
 58 egestas. Curabitur a leo. Quisque egestas wisi eget nunc. Nam feugiat lacus vel est. Curabitur
 59 consetetuer.

60 **Level 4 Heading**

61 Sed commodo posuere pede. Mauris ut est. Ut quis purus. Sed ac odio. Sed vehicula hendrerit
 62 sem. Duis non odio. Morbi ut dui. Sed accumsan risus eget odio. In hac habitasse platea dictumst.
 63 Pellentesque non elit. Fusce sed justo eu urna porta tincidunt. Mauris felis odio, sollicitudin sed,
 64 volutpat a, ornare ac, erat. Morbi quis dolor. Donec pellentesque, erat ac sagittis semper, nunc dui
 65 lobortis purus, quis congue purus metus ultricies tellus. Proin et quam. Class aptent taciti sociosqu
 66 ad litora torquent per conubia nostra, per inceptos hymenaeos. Praesent sapien turpis, fermentum
 67 vel, eleifend faucibus, vehicula eu, lacus.

68 **Discussion**

69 Morbi luctus, wisi viverra faucibus pretium, nibh est placerat odio, nec commodo wisi enim eget
 70 quam. Quisque libero justo, consetetuer a, feugiat vitae, porttitor eu, libero. Suspendisse sed

71 mauris vitae elit sollicitudin malesuada. Maecenas ultricies eros sit amet ante. Ut venenatis velit.
 72 Maecenas sed mi eget dui varius euismod. Phasellus aliquet volutpat odio. Vestibulum ante ipsum
 73 primis in faucibus orci luctus et ultrices posuere cubilia Curae; Pellentesque sit amet pede ac sem
 74 eleifend consetetuer. Nullam elementum, urna vel imperdiet sodales, elit ipsum pharetra ligula,
 75 ac pretium ante justo a nulla. Curabitur tristique arcu eu metus. Vestibulum lectus. Proin mauris.
 76 Proin eu nunc eu urna hendrerit faucibus. Aliquam auctor, pede consequat laoreet varius, eros
 77 tellus scelerisque quam, pellentesque hendrerit ipsum dolor sed augue. Nulla nec lacus.

78 **Methods and Materials**

79 Guidelines can be included for standard research article sections, such as this one.

80 Nulla malesuada porttitor diam. Donec felis erat, congue non, volutpat at, tincidunt tristique,
 81 libero. Vivamus viverra fermentum felis. Donec nonummy pellentesque ante. Phasellus adipiscing
 82 semper elit. Proin fermentum massa ac quam. Sed diam turpis, molestie vitae, placerat a, molestie
 83 nec, leo. Maecenas lacinia. Nam ipsum ligula, eleifend at, accumsan nec, suscipit a, ipsum.
 84 Morbi blandit ligula feugiat magna. Nunc eleifend consequat lorem. Sed lacinia nulla vitae enim.
 85 Pellentesque tincidunt purus vel magna. Integer non enim. Praesent euismod nunc eu purus.
 86 Donec bibendum quam in tellus. Nullam cursus pulvinar lectus. Donec et mi. Nam vulputate metus
 87 eu enim. Vestibulum pellentesque felis eu massa.

88 **Some \LaTeX Examples**

89 Use section and subsection commands to organize your document. \LaTeX handles all the formatting
 90 and numbering automatically. Use ref and label commands for cross-references.

91 **Figures and Tables**

92 Use the table and tabular commands for basic tables — see *Table 1*, for example.

93 You can upload a figure (JPEG, PNG or PDF) using the project menu. To include it in your
 94 document, use the `\includegraphics` command as in the code for *Figure 3*.

95 For a half-width figure or table with text wrapping around it, use

```
96 \begin{wrapfigure}{1}{.46\textwidth}
97   \includegraphics[width=\hsize]{...}
98   \caption{...}\label{...}
99 \end{wrapfigure}
```

100 as in *Figure 1*. For tables:

```
101 \begin{wraptable}{1}{.46\textwidth}{
102   \begin{tabular}{...}
103   ...
104   \end{tabular}}
105   \caption{...}\label{...}
106 \end{wraptable}
```

107 Be careful with these, though, as they may behave strangely near page boundaries, sectional
 108 headings, or in the neighbourhood of lists or too many floats.

109 Labels for main videos can be added with `\video` e.g.

110 **Video 1.** This is a description of a main video.

111 **Video 2.** Another!

112 Labels for video supplements can be added within `figure` environments, after the `caption`,
 113 using the `\videosupp` command: see *Figure 3–video 1* for an example.

114 If you use the following prefixes for your `\label`:

- 115 **Figures** `fig:`, e.g. `\label{fig:view}`
- 116 **Figure Supplements** `figsupp:`, e.g. `\label{figsupp:sf1}`
- 117 (we'll assume `figsupp:sf1` is a figure supplement of `fig:view` in our example)
- 118 **Figure source data** `figdata:`, e.g. `\label{figdata:first}`
- 119 **Videos** `video:`, e.g. `\label{video:mv1}`
- 120 **Video supplements** `videosupp:`, e.g. `\label{videosupp:sv1}`
- 121 **Tables** `tab:`, e.g. `\label{tab:example}`
- 122 **Equations** `eq:`, e.g. `\label{eq:CLT}`
- 123 **Boxes** `box:`, e.g. `\label{box:simple}`

124 you can then use the convenience commands `\FIG{view}`, `\FIGSUPP[view]{sf1}`, `\TABLE{example}`,
 125 `\EQ{CLT}`, `\BOX{simple}`, `\FIGDATA[view]{first}`, `\VIDEO{mv1}` and `\VIDEOSUPP[view]{sv1}` *with-*
 126 *out* the label prefixes, to generate cross-references **Figure 3**, **Figure 3–Figure Supplement 1**, **Table 1**,
 127 **Equation 1**, **Box 1**, **Figure 3–source data 1**, **Video 1** and **Figure 3–video 1**. Alternatively, use `\autoref`
 128 with the full label, e.g. **Appendix 1** (although this may not work correctly for figures and tables in
 129 the appendices or boxes nor supplements at present).

130 Really wide figures or tables, that take up the entire page, including the gutter space: use
 131 `\begin{fullwidth}... \end{fullwidth}` as in **Figure 2**. And sometimes you may want to use feature
 132 boxes like **Box 1**.



133
134
135
136
137
138
139
140
141
142
143
144
145
146
147
148
149 **Figure 1.** A half-columnwidth image using
 150 `wrapfigure`, to be used sparingly. Note that using a
 151 `wrapfigure` before a sectional heading, near other
 152 floats or page boundaries is not recommended, as
 153 it may cause interesting layout issues. Use the
 154 optional argument to `wrapfigure` to control how
 155 many lines of text should be set half-width
 156 alongside it.

157
158 hendrerit mollis. Suspendisse ut massa. Cras nec ante. Pellentesque a nulla. Cum sociis natoque
 159 penatibus et magnis dis parturient montes, nascetur ridiculus mus. Aliquam tincidunt urna. Nulla
 160 ullamcorper vestibulum turpis. Pellentesque cursus luctus mauris.

161 **Citations**

162 LaTeX formats citations and references automatically using the bibliography records in your `.bib`
 163 file, which you can edit via the project menu. Use the `\cite` command for an inline citation, like

Some filler text to sit alongside the half-width figure. Lorem ipsum dolor sit amet, consectetur adipiscing elit. Ut purus elit, vestibulum ut, placerat ac, adipiscing vitae, felis. Curabitur dictum gravida mauris. Nam arcu libero, nonummy eget, consectetur id, vulputate a, magna. Donec vehicula augue eu neque. Pellentesque habitant morbi tristique senectus et netus et malesuada fames ac turpis egestas. Mauris ut leo. Cras viverra metus rhoncus sem. Nulla et lectus vestibulum urna fringilla ultrices. Phasellus eu tellus sit amet tortor gravida placerat. Integer sapien est, iaculis in, pretium quis, viverra ac, nunc. Praesent eget sem vel leo ultrices bibendum. Aenean faucibus. Morbi dolor nulla, malesuada eu, pulvinar at, mollis ac, nulla. Curabitur auctor semper nulla. Donec varius orci eget risus. Duis nibh mi, congue eu, accumsan eleifend, sagittis quis, diam. Duis eget orci sit amet orci dignissim rutrum.

Nam dui ligula, fringilla a, euismod sodales, sollicitudin vel, wisi. Morbi auctor lorem non justo. Nam lacus libero, pretium at, lobortis vitae, ultricies et, tellus. Donec aliquet, tortor sed accumsan bibendum, erat ligula aliquet magna, vitae ornare odio metus a mi. Morbi ac orci et nisl

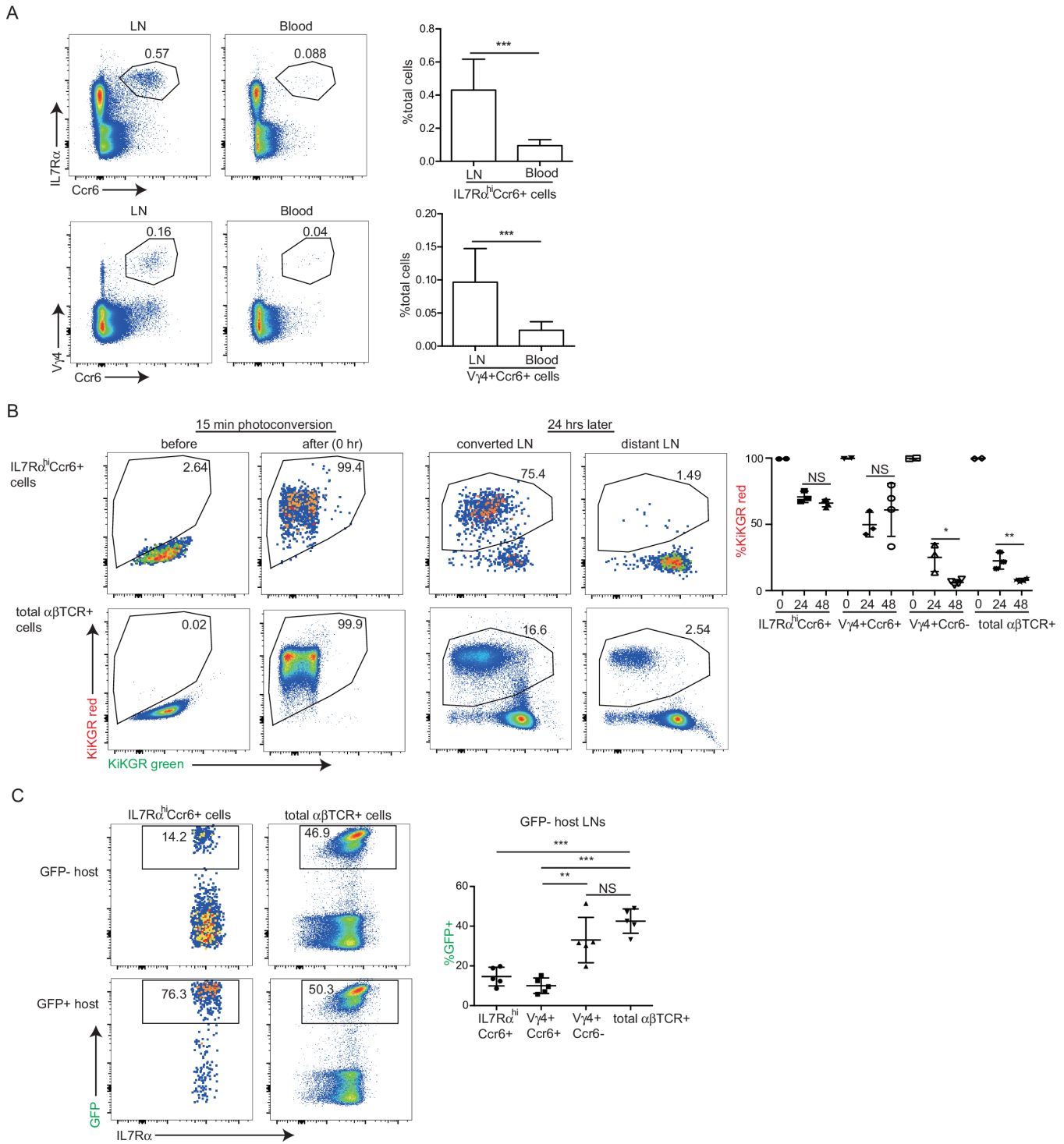



Figure 2. A very wide figure that takes up the entire page, including the gutter space.

Figure 2-Figure supplement 1. There is no limit on the number of Figure Supplements for any one primary figure. Each figure supplement should be clearly labelled, Figure 1-Figure Supplement 1, Figure 1-Figure Supplement 2, Figure 2-Figure Supplement 1 and so on, and have a short title (and optional legend). Figure Supplements should be referred to in the legend of the associated primary figure, and should also be listed at the end of the article text file.

169 **Box 1. This is an example feature box**

170 This is a feature box. It floats!



171

172 **Box 1 Figure 1.** 'Figure' and 'table' captions in feature boxes should be entered with `\featurefig` and
 173 `\featuretable`. They're not really floats.

174 Lorem ipsum dolor sit amet, consectetur adipiscing elit. Ut purus elit, vestibulum ut, placerat
 175 ac, adipiscing vitae, felis. Curabitur dictum gravida mauris. Nam arcu libero, nonummy eget,
 176 consectetur id, vulputate a, magna. Donec vehicula augue eu neque. Pellentesque habitant
 177 morbi tristique senectus et netus et malesuada fames ac turpis egestas. Mauris ut leo. Cras
 178 viverra metus rhoncus sem. Nulla et lectus vestibulum urna fringilla ultrices. Phasellus eu
 179 tellus sit amet tortor gravida placerat. Integer sapien est, iaculis in, pretium quis, viverra ac,
 180 nunc. Praesent eget sem vel leo ultrices bibendum. Aenean faucibus. Morbi dolor nulla,
 181 malesuada eu, pulvinar at, mollis ac, nulla. Curabitur auctor semper nulla. Donec varius orci
 182 eget risus. Duis nibh mi, congue eu, accumsan eleifend, sagittis quis, diam. Duis eget orci sit
 183 amet orci dignissim rutrum.

164 *Aivazian et al. (2006)*, and the `\citep` command for a citation in parentheses (*Aivazian et al., 2006*).
 165 The LaTeX template uses a slightly-modified Vancouver bibliography style. Please also remember to
 166 **delete the line** `\nocite{*}` in the template just before `\bibliography{...}`; otherwise *all* entries
 167 from your .bib file will be listed!

184 **Mathematics**

185 \LaTeX is great at typesetting mathematics. Let X_1, X_2, \dots, X_n be a sequence of independent and
 186 identically distributed random variables with $E[X_i] = \mu$ and $\text{Var}[X_i] = \sigma^2 < \infty$, and let

$$S_n = \frac{X_1 + X_2 + \dots + X_n}{n} = \frac{1}{n} \sum_i^n X_i \quad (1)$$

187 denote their mean. Then as n approaches infinity, the random variables $\sqrt{n}(S_n - \mu)$ converge in
 188 distribution to a normal $\mathcal{N}(0, \sigma^2)$.

189 Nulla malesuada porttitor diam. Donec felis erat, congue non, volutpat at, tincidunt tristique,
 190 libero. Vivamus viverra fermentum felis. Donec nonummy pellentesque ante. Phasellus adipiscing
 191 semper elit. Proin fermentum massa ac quam. Sed diam turpis, molestie vitae, placerat a, molestie
 192 nec, leo. Maecenas lacinia. Nam ipsum ligula, eleifend at, accumsan nec, suscipit a, ipsum.
 193 Morbi blandit ligula feugiat magna. Nunc eleifend consequat lorem. Sed lacinia nulla vitae enim.
 194 Pellentesque tincidunt purus vel magna. Integer non enim. Praesent euismod nunc eu purus.
 195 Donec bibendum quam in tellus. Nullam cursus pulvinar lectus. Donec et mi. Nam vulputate metus
 196 eu enim. Vestibulum pellentesque felis eu massa.

197 **Other Chemistry Niceties**

198 You can use commands from the `mchem` and `siunitx` packages. For example: $\text{C}_{32}\text{H}_{64}\text{NO}_7\text{S}$; 5 μm ;
 199 30 $^\circ\text{C}$; $5 \times 10^{-17} \text{ M}$

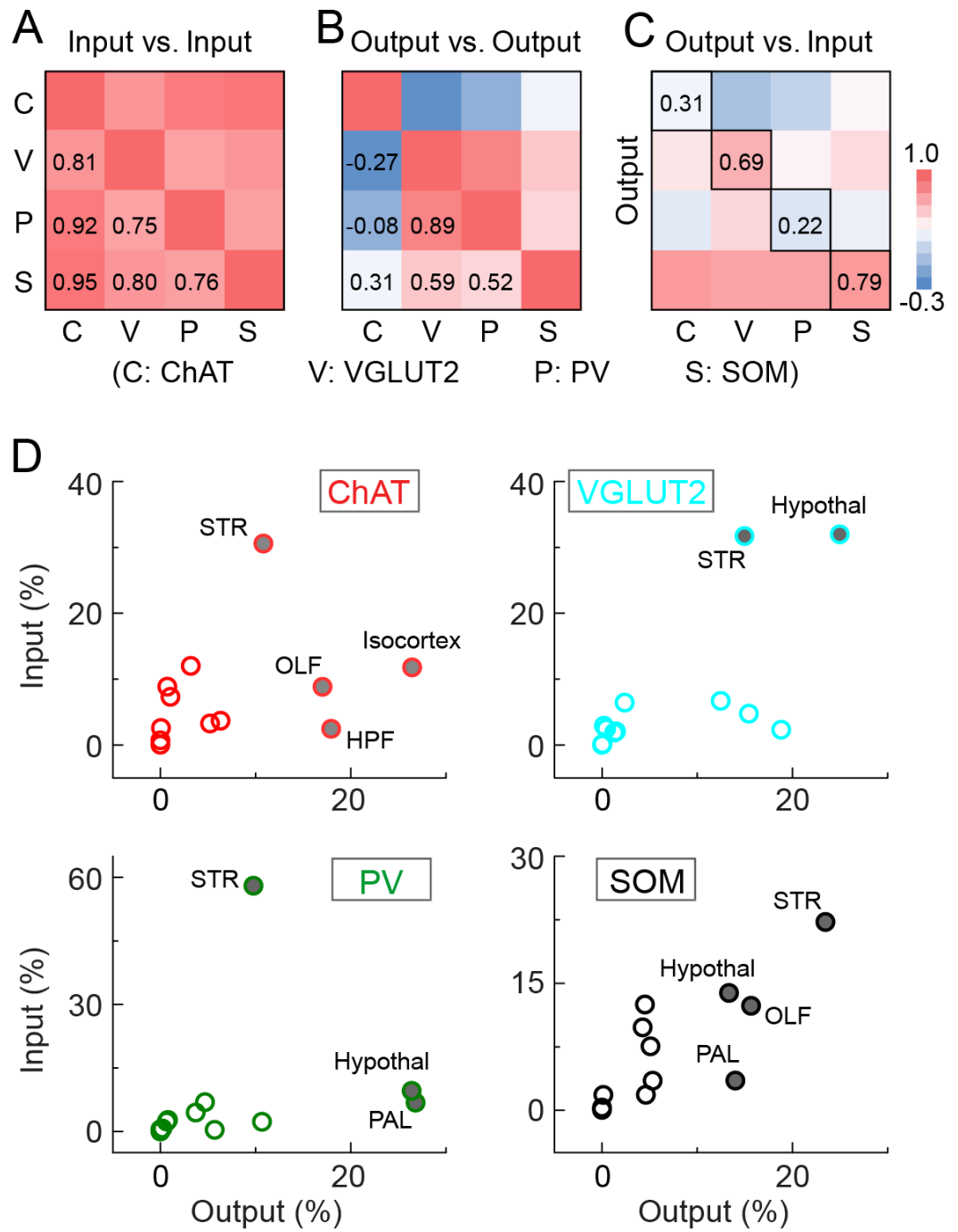


Figure 3. A text-width example.

Figure 3-Figure supplement 1. Shorter caption for main text.

Figure 3-Figure supplement 2. This is another supplementary figure.

Figure 3-video 1. This is a description of a video supplement.

Figure 3-source data 1. This is a description of a data source.

Figure 3-source data 2. This is another description of a data source.

200 **Lists**

201 You can make lists with automatic numbering ...

- 202 1. Like this,
203 2. and like this.

204 ... or bullet points ...

- 205 • Like this,
206 • and like this.

207 ... or with words and descriptions ...

208 **Word** Definition

209 **Concept** Explanation

210 **Idea** Text

211 Some filler text, because empty templates look really poorly. Lorem ipsum dolor sit amet,
212 consectetur adipiscing elit. Ut purus elit, vestibulum ut, placerat ac, adipiscing vitae, felis. Curabitur
213 dictum gravida mauris. Nam arcu libero, nonummy eget, consectetur id, vulputate a, magna.
214 Donec vehicula augue eu neque. Pellentesque habitant morbi tristique senectus et netus et
215 malesuada fames ac turpis egestas. Mauris ut leo. Cras viverra metus rhoncus sem. Nulla et lectus
216 vestibulum urna fringilla ultrices. Phasellus eu tellus sit amet tortor gravida placerat. Integer sapien
217 est, iaculis in, pretium quis, viverra ac, nunc. Praesent eget sem vel leo ultrices bibendum. Aenean
218 faucibus. Morbi dolor nulla, malesuada eu, pulvinar at, mollis ac, nulla. Curabitur auctor semper
219 nulla. Donec varius orci eget risus. Duis nibh mi, congue eu, accumsan eleifend, sagittis quis, diam.
220 Duis eget orci sit amet orci dignissim rutrum.

221 **Acknowledgments**

222 Additional information can be given in the template, such as to not include funder information in
223 the acknowledgments section.

224 **References**

225 **Aivazian D**, Serrano RL, Pfeffer S. TIP47 is a key effector for Rab9 localization. The Journal of Cell Biology. 2006;
226 173(6):917–926. <http://jcb.rupress.org/content/173/6/917>, doi: <http://dx.doi.org/10.1083/jcb.200510010>.

227 **Appendix 1**228 **Firstly**

229 Lorem ipsum dolor sit amet, consectetur adipiscing elit. Ut purus elit, vestibulum ut,
 230 placerat ac, adipiscing vitae, felis. Curabitur dictum gravida mauris. Nam arcu libero,
 231 nonummy eget, consectetur id, vulputate a, magna. Donec vehicula augue eu neque.
 232 Pellentesque habitant morbi tristique senectus et netus et malesuada fames ac turpis
 233 egestas. Mauris ut leo. Cras viverra metus rhoncus sem. Nulla et lectus vestibulum urna
 234 fringilla ultrices. Phasellus eu tellus sit amet tortor gravida placerat. Integer sapien est, iaculis
 235 in, pretium quis, viverra ac, nunc. Praesent eget sem vel leo ultrices bibendum. Aenean
 236 faucibus. Morbi dolor nulla, malesuada eu, pulvinar at, mollis ac, nulla. Curabitur auctor
 237 semper nulla. Donec varius orci eget risus. Duis nibh mi, congue eu, accumsan eleifend,
 238 sagittis quis, diam. Duis eget orci sit amet orci dignissim rutrum.



239
 240
 241 **Appendix 1 Figure 1.** This is a figure in the appendix

243 **Secondly**

244 Fusce mauris. Vestibulum luctus nibh at lectus. Sed bibendum, nulla a faucibus semper, leo
 245 velit ultricies tellus, ac venenatis arcu wisi vel nisl. Vestibulum diam. Aliquam pellentesque,
 246 augue quis sagittis posuere, turpis lacus congue quam, in hendrerit risus eros eget felis.
 247 Maecenas eget erat in sapien mattis porttitor. Vestibulum porttitor. Nulla facilisi. Sed a
 248 turpis eu lacus commodo facilisis. Morbi fringilla, wisi in dignissim interdum, justo lectus
 249 sagittis dui, et vehicula libero dui cursus dui. Mauris tempor ligula sed lacus. Duis cursus
 250 enim ut augue. Cras ac magna. Cras nulla. Nulla egestas. Curabitur a leo. Quisque egestas
 251 wisi eget nunc. Nam feugiat lacus vel est. Curabitur consectetur.

252 Suspendisse vel felis. Ut lorem lorem, interdum eu, tincidunt sit amet, laoreet vitae, arcu.
 253 Aenean faucibus pede eu ante. Praesent enim elit, rutrum at, molestie non, nonummy vel,
 254 nisl. Ut lectus eros, malesuada sit amet, fermentum eu, sodales cursus, magna. Donec eu
 255 purus. Quisque vehicula, urna sed ultricies auctor, pede lorem egestas dui, et convallis elit
 256 erat sed nulla. Donec luctus. Curabitur et nunc. Aliquam dolor odio, commodo pretium,
 257 ultricies non, pharetra in, velit. Integer arcu est, nonummy in, fermentum faucibus, egestas
 258 vel, odio.

259
260
261
262
263
264
265
266
267
268
269
270
271
272

Sed commodo posuere pede. Mauris ut est. Ut quis purus. Sed ac odio. Sed vehicula hendrerit sem. Duis non odio. Morbi ut dui. Sed accumsan risus eget odio. In hac habitasse platea dictumst. Pellentesque non elit. Fusce sed justo eu urna porta tincidunt. Mauris felis odio, sollicitudin sed, volutpat a, ornare ac, erat. Morbi quis dolor. Donec pellentesque, erat ac sagittis semper, nunc dui lobortis purus, quis congue purus metus ultricies tellus. Proin et quam. Class aptent taciti sociosqu ad litora torquent per conubia nostra, per inceptos hymenaeos. Praesent sapien turpis, fermentum vel, eleifend faucibus, vehicula eu, lacus.

Pellentesque habitant morbi tristique senectus et netus et malesuada fames ac turpis egestas. Donec odio elit, dictum in, hendrerit sit amet, egestas sed, leo. Praesent feugiat sapien aliquet odio. Integer vitae justo. Aliquam vestibulum fringilla lorem. Sed neque lectus, consectetur at, consectetur sed, eleifend ac, lectus. Nulla facilisi. Pellentesque eget lectus. Proin eu metus. Sed porttitor. In hac habitasse platea dictumst. Suspendisse eu lectus. Ut mi mi, lacinia sit amet, placerat et, mollis vitae, dui. Sed ante tellus, tristique ut, iaculis eu, malesuada ac, dui. Mauris nibh leo, facilisis non, adipiscing quis, ultrices a, dui.



273
274
276

Appendix 1 Figure 2. This is a figure in the appendix

277 **Appendix 2**



278
280

Appendix 2 Figure 1. This is a figure in the appendix

281



Figure 2-Figure supplement 1. There is no limit on the number of Figure Supplements for any one primary figure. Each figure supplement should be clearly labelled, Figure 1-Figure Supplement 1, Figure 1-Figure Supplement 2, Figure 2-Figure Supplement 1 and so on, and have a short title (and optional legend). Figure Supplements should be referred to in the legend of the associated primary figure, and should also be listed at the end of the article text file.

282




Figure 3-Figure supplement 1. This is a supplementary figure's full caption, which will be used at the end of the manuscript.

283



Figure 3-Figure supplement 2. This is another supplementary figure.